



5G532

5G photocoagulator

for all your retinal needs

your laser specialist




5G532

MOBILITY AND CONNECTIVITY

The 5G is a fully featured multispot designed to work with slit lamps, laser indirect ophthalmoscope or endoprobes, it's continuous wave powerful 532 nm laser cavity allows the surgeon to perform almost any retinal treatment.

5G excels in performance thanks to its versatility and modern design - all of its components have been carefully integrated in the table, providing a robust operation and sturdy feeling.



5G532

SUPERIOR QUALITY & LONGEVITY

Using the highest quality components Meridian reserves its best laser cavities for our premium laser range.

We have carefully partnered with the top ophthalmic industry manufacturers to include in our multispot range the absolute best quality components from Switzerland and Europe.

Meridian's propriety scanning systems feature the fastest galvanometers on the market, assuring perfect patterns and laser quality at all times, these systems meticulously integrated in our facilities, provide the best and most stable integration platform combined with Haag-Streit slit lamps.

5G's peripheral fiber and cables have been enclosed for its protection and all the electronics are carefully guarded inside a dust free aluminium case.





5G532

USABILITY

Designed by European retinal specialists, 5G offers a high level of practical and relevant features:

- Retinal projection: laser settings, laser power, pattern selection, size and rotation can be observed through the oculars without the need of removing the eyes from the binoculars. Maximising the efficiency of the surgeon when performing the treatment.
- Our proprietary smart wheel controller makes the laser operation fast, easy, and intuitive.
- All laser parameters (e.g. power, pattern, duration) can be swiftly modified using the smart wheel or through its touch screen.
- These advance features help to speed up the treatment time and reduce patient chair time.

5G532

SAFETY

Meridian's multispot range include the highest range of safety features in pattern laser photocoagulation.

- Restricted pattern size by 2x2.
- Automatic fluence calculation combined with spot size control and laser lens power.
- Restricted total time of pattern delivery to 0.7 seconds.
- Retinal outline projection of patterns to ensure the visibility of tissue and grid location.
- Pattern delivery can be stopped by releasing the foot pedal.
- The table height is automatically locked when the laser is in "ready mode".



5G532

FLEXIBILITY & COMFORT

Our engineers at Meridian will adapt the 5G to your preferred slit lamp: from Haag-Streit BQ 900, Keeler Symphony or CSO SL 9900, the scanning slit lamp adapter is designed, manufactured and calibrated specifically for each slit lamp brand.

5G's slit lamp scanners ensures excellent retina illumination and laser delivery.



LASER EXCELLENCE

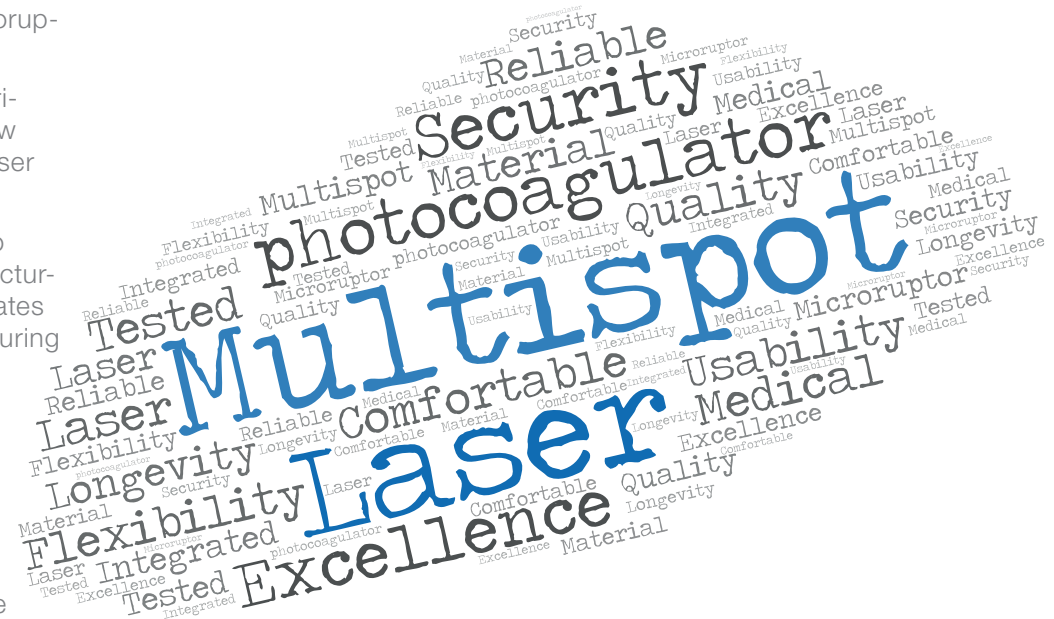
Meridian AG was founded in 1937 and our history is closely linked to the genesis of medical Nd:YAG lasers. The collaboration with Prof. Dr. Franz Fankhauser resulted in the development of the first commercial Nd:YAG laser for ophthalmology back in 1982: The famous Microruptor II.

Later in 1994 Meridian AG launched its first Argon laser, the Merilite, superseded later on by the first Merilas laser in 2006. As new technologies arise, Shortpulse, Meridian's microsecond pulse laser technology was developed by our inhouse engineers.

Today Meridian Medical Group continues developing its portfolio through proprietary innovations and acquisitions. With 3 manufacturing facilities across Europe, Meridian Medical selects and integrates the best Swiss and European laser and optical components ensuring the highest level of quality and long-term reliability.

TIPS FOR YOUR LASER

Your laser is a precision unit, yearly services ensure, not only the quality of the treatment laser, but extends the life of the unit. Regular external maintenance will help to prolong the life cycle of the unit and its components. Use the laser within the specifications of the manufacturer.



5G532

CLINICAL INDICATION

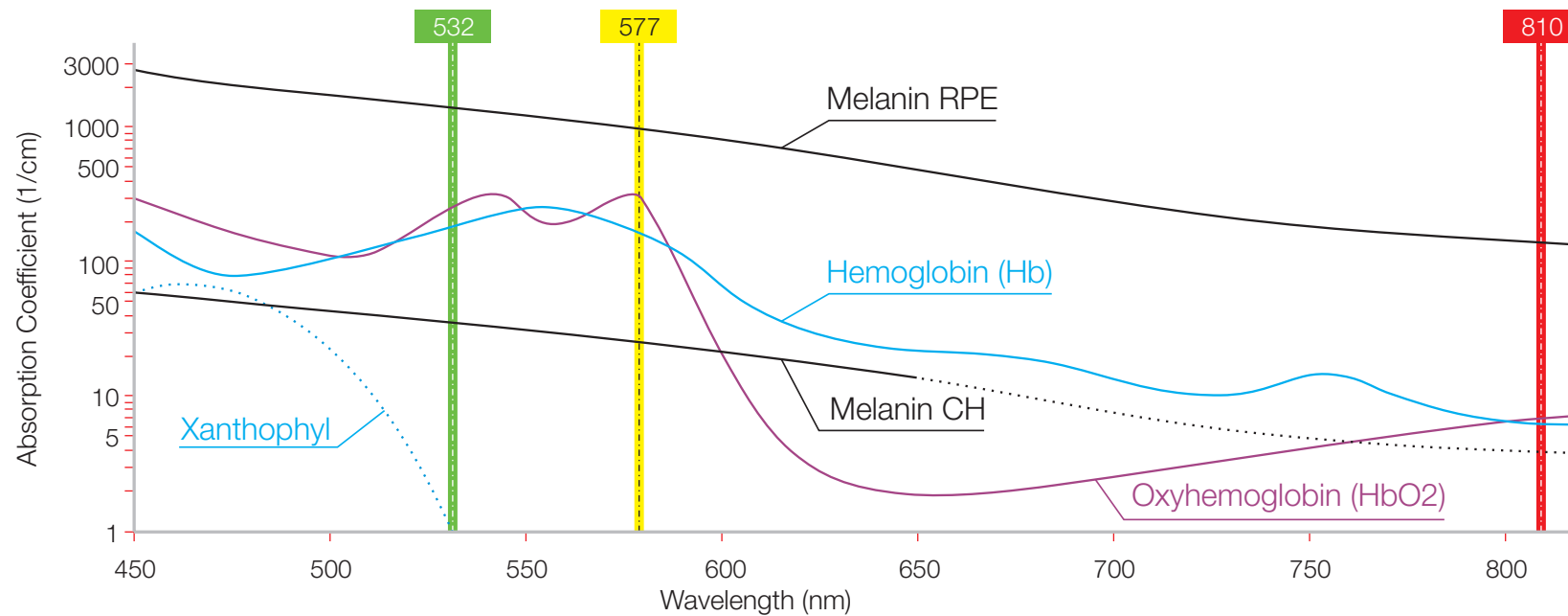
Meridian's multispot laser range has been designed to satisfy the needs of retinal photocoagulation, from proliferative diabetic retinopathy, macular oedema to tears and detachments, our lasers will deliver superb laser quality with the highest optical quality available in the industry.

Whatever your treatment parameters preferences are, Meridian's multispot range, offers you solutions from continuous wave to shortpulse technology, in single and pattern delivery modalities.



WAVELENGTH BENEFITS – WHY 532 NM?

Green laser of 532 nm wavelength is the gold standard in photocoagulation, its overall absorption across all pigments makes it the perfect selection to treat retinal disorders in the periphery and in the central retinal area (away from the macula)



5G532

STANDARD ACCESSORIES

Meridian multispot range comes standard with

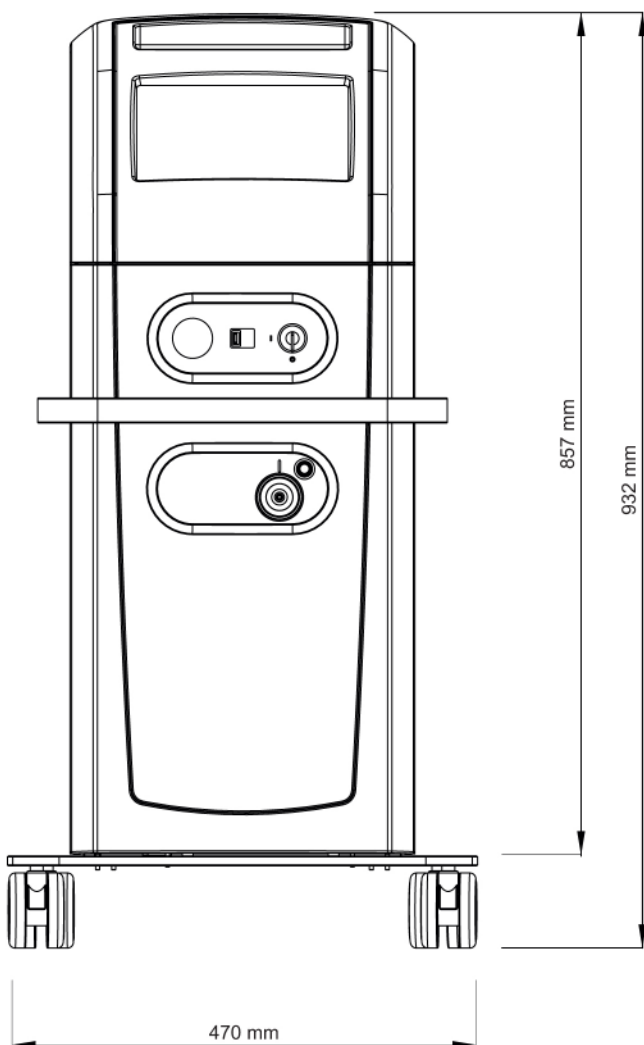
- Scanning slit lamp delivery system
- Footswitch
- Laser goggles (x1)

OPTIONAL ACCESSORIES

5G has an array of optional accessories

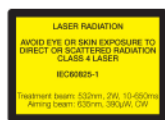
- Slit lamp
- Laser indirect ophthalmoscopy (LIO)
- Endo-probes
- 1 or 2 column table





TECHNICAL SPECIFICATIONS

| | |
|--------------------------------------|---|
| Device description | 5G photocoagulator 5G532 |
| Treatment wavelength | 532 nm |
| Spot size | 50 µm, 100 µm, 200 µm, 300 µm and 400 µm |
| Slit Lamp | Integrateable to various upper light source type slit lamps e.g. Haag-Streit BQ 900 and CSO SL 9900 |
| Laser | Frequency doubled Nd-YVO 532 nm |
| Laser Power | 0-2000 mW (nom. 3000 mW limited to 2000 mW), maximum available power depends on the spot size |
| Accuracy of internal power measuring | ±5 % |
| Laser class (treatment) | IV |
| Pulse duration | 10-650 ms, 10-30 ms in pattern mode |
| Aiming beam | 635 nm, adjustable brightness |
| Laser class (aiming) | 3R, limited to class I |
| Available Patterns | Square, Circle, Line, Sector, Arc, Spot |
| User Interface | Touch screen or Smart Wheel |
| Risk classification | IIb |
| Mains input specification | 100/115-120/220-240 V~ 50/60 Hz 600 VA (supported voltages, the device is configured for one voltage) |





Head office

Meridan Medical Group

Tel.: +41 33 334 11 11
Fax: +41 33 334 11 19
info@meridian.ch
www.meridian.ch

Switzerland

Meridian AG

Bierigutstrasse 7
CH-3608 Thun

Slovenia

Meridian Medical d.o.o

Plemljeva 8
1210 Ljubljana

Finland

Meridian Medical Oy

Elannotie 5
01510 Vantaa